

# LEILA FLETCHER

## PRIMER A

### 'Let's Begin'

Musical discovery for young beginners

Edited by Debra Wanless

ISBN 0-921965-29-X

Copyright © 2005 by Mayfair Montgomery Publishing (Div. JAL Holdings Ltd.)  
26037 Woodbine Avenue, R.R. #2, Keswick, Ontario Canada L4P 3E9  
All Rights Reserved Printed in Canada

**RESPECT COPYRIGHT**

No part of this publication may be reproduced by any means [including photocopying], or digitized for any reason without prior permission of the publisher.

[www.leilafletcheronline.com](http://www.leilafletcheronline.com)

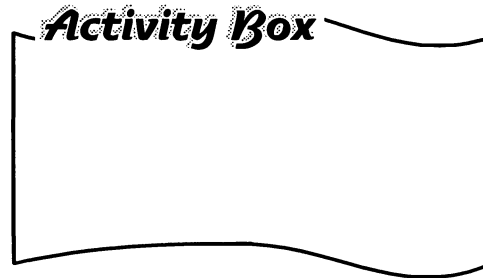
# PREFACE

The Primer provides a preparatory book for the Leila Fletcher Piano Course and is a wonderful companion to book one. It has been written to answer the demand for a non-staff edition for young students. The Leila Fletcher Primer develops keyboard exploration, musical creativity, aural skills, rhythm concepts, fingering technique and theoretical knowledge. Music basics are introduced at a comfortable rate through tuneful and child friendly melodies.

The study of music should be a delightful experience. This primer continues in the Leila Fletcher tradition of the ability to read music fluently and interpret it artistically, the establishing of a sound and comprehensive piano technique, the nurturing of the creative musical talent and the fostering of a lasting appreciation of music.

Author Debra Wanless is principal of the Canadian National Conservatory of Music, and is an active examiner, clinician and festival adjudicator. Debra is a pedagogy specialist whose students have earned the Cora B. Arhens award for pedagogy excellence. She is the recipient of the ORMTA Special Teachers Award and has received a Certificate of Merit from the Dictionary of International Biography, Cambridge, England. Debra has authored over twenty educational piano editions.

# THE BEST WAY TO USE THIS PRIMER




Activity Boxes should be prepared during the lesson and practised daily at home by the student.



Listening Games should be done at lessons but families are encouraged to play these games at home with the student.

Students should sing along with every song.



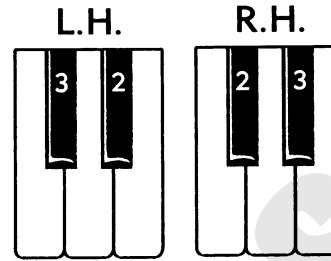
Practise Balloons: Students should color in or place a check mark ✓ in a balloon for each day the page was practised.

# THE BIG PARADE

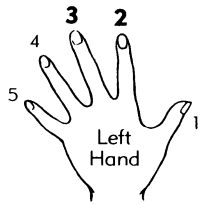
The Big Parade uses only the black twins.

Fingers 2 and 3 will play the twins at the same time.

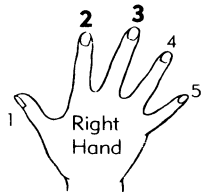
Your left hand and right hand take turns playing the twins up and down the keyboard.



**L.H. (left hand)**  
starts on the lowest twins.



**R.H. (right hand)**  
starts on the highest twins.



L.H.  
2  
3  
Left,

R.H.  
3  
2  
Bands

R.H.  
3  
2  
Right,

L.H.  
2  
3  
and

L.H.  
2  
3  
march-

R.H.  
3  
2  
clowns

R.H.  
3  
2  
ing

L.H.  
2  
3  
and

L.H.  
2  
3  
up

R.H.  
3  
2  
stomp-


R.H.  
3  
2  
the



L.H.  
2  
3  
street.

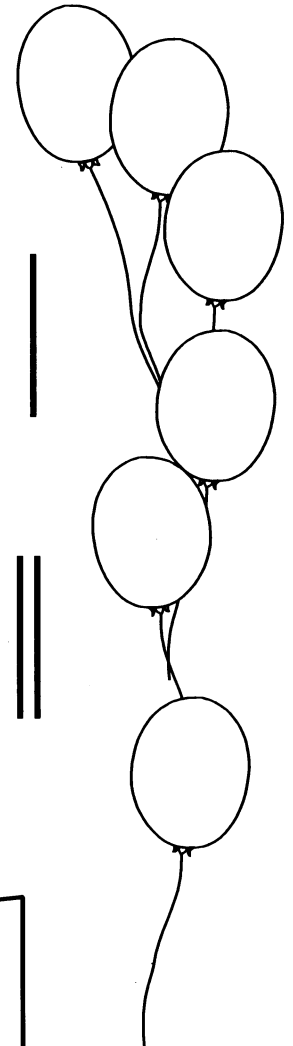

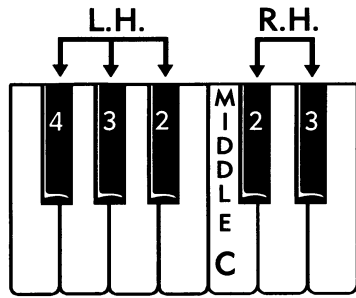
L.H.  
2  
3  
ing

R.H.  
3  
2  
feet.



Color in a balloon, or put in a ✓ every time you do this page, (completing 6 times should make you a superstar).

# MERRILY WE ROLL ALONG!



4 2 3 4 3 | 2 2 2 | 3 3 3 | 2 2 2

Mer - ri - ly we Roll a - long, Roll a - long Roll a - long!

2 3 4 3 | 2 2 2 | 3 3 2 3 | 4

Mer - ri - ly we roll a - long, O'er the big high - way!

## Activity Box

Clap and count the following:


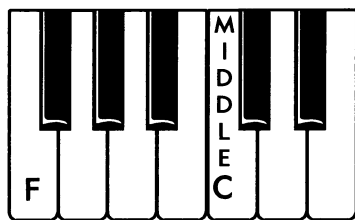
4 | ♩ ♩ ♩ ♩ | ♩ ♩ ♩ ♩ | ♩ ♩ ♩ ♩ | ♩ ||

2 | ♩ ♩ | ♩ | ♩ ♩ | ♩ ||

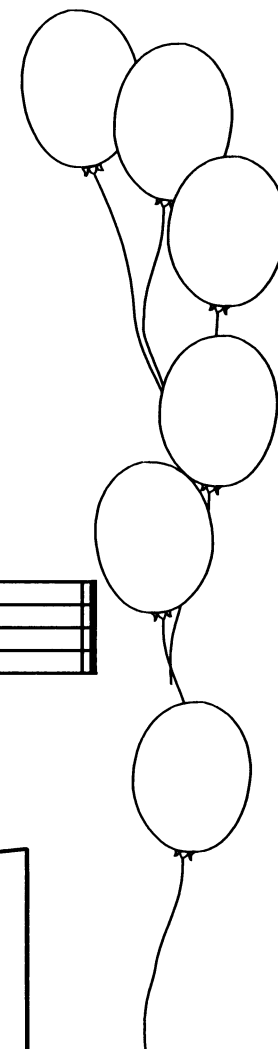
Accompaniment for teacher or advanced student.

Color in a balloon, or put in a ✓ every time you do this page, (completing 6 times should make you a superstar).

BASS CLEF MIDDLE C



Middle C sits on a special line above the bass staff.




BASS CLEF MIDDLE C

L.H. 1

Mid - dle C Bass Clef F Thumb and ba - by of my left!

**Activity Box**

Draw a Bass Clef on the staff. Then draw 6 Middle C notes.



Accompaniment for teacher or advanced student.



Color in a balloon, or put in a ✓ every time you play this page, (completing 6 times should make you a superstar).